

An aerial photograph of a paragliding festival. Numerous colorful paragliders are scattered across the sky, flying over a vast, green valley. The background shows rolling hills and a clear blue sky with a few wispy clouds. The overall scene is bright and festive.

CIVL 2017 Financial Report

Plenary 2018

Porto, Feb 2018

Andy Cowley

SUMMARY BALANCE SHEET 2017 (Costs in €)

Serial	(Provisional at December 2017)			Notes	
A INCOME					
1	Sanction Fees	cat1	11314	5 events	2263 Average per event
		cat2	42404	124 events	342 Average per event
2	CIVL badges		55		
3	ASC proficiency Cards		11395	(IPPI)	
	Total Income		65168		
B EXPENDITURE					
4	Officers (Travel, Acc'n & Subs, Representation)				
	ASC Officers: Travel		2261		
5	ASC Officers: Meetings		11015	ExecBoard, Bureau Meetings, Plenary	
	Champs Xs		12906	Events, Org Meetings, Representation	
	Other				
6	Administrators		12292	(de la Pava USA & Filonova ITA)	
7	Stock: Championship Medals		3415		
8	Misc Charges		2625	Computer, add'n airport medals, judge certificates etc.	
	Total Expenditure		44514		
C OPERATING BALANCE (Income versus Expenditure)					
9	TOTALS		65168	44514	
10	Provisional 2017 BALANCE			20654 €	
D ASC 'Special' Reserve Account					
11	B/F	31.12.16		173901	
12	Income from CIVL ASC account			20655	
13	C/F	31.12.17		194556 €	
14	Assets			7667	(IPPI Cards)
15	Liabilities				
	(C/F from 2016)			-7505	
	Accrued (outstanding) FAI Official Xs @ 31 Dec 17			-162	(This figure will increase as some officials' Xs still outstanding)

Income (€)

• Competition Sanction Fees	
– Cat 1	11314.40
– Cat 2	42403.72
• ASC Deposits	0.00
• Sponsorship	0.00
• CIVL Badges Pins etc.	55.55
• ASC Proficiency Certificates (IPPI)	11394.50
• Total:	<u>65168.17</u>

Expenditure (€)

- ASC Officers
 - Exec, Bureau, Plenary, etc.
 - Travel only 2260.93
 - Meetings (incl. travel and accommodation) 11015.13
 - Champs: representation and support 12066.07
- Administrators 12291.80
- CIVL Stock: Medal Badges Pins etc. 3415.23
- Misc. Charges: medals, certs, PC... 2624.28
- **Total:** **44513.84**

Assets (€)

- IPPI cards (stock): 1051.91
- Badges and Pins (stock) TBA
- Total: **(+) 1051.91**

Liabilities (€)

- Entry fees to CIVL: (7505)
- Sanction fees 0
- ASC Deposits 0
- Accrued Expenses (162)
- Total: (7667)
- Officials' 2017 'late' expenses (>7500)
- Actual Total: (+15167)

CIVL Account balance (€)

('Special Reserve' - Provisional)

- Balance at 1 Jan 2017: 173,901.63
- Movement thru 2017: 20,654.33
- Balance at 31 Dec. 2017: **194,555.96**
- Liabilities: -7505.04
- Accruals: -161.83

SUMMARY BUDGET BALANCE SHEET - PROPOSED 2018 (Costs in €)

Serial			Notes
A INCOME			
1	Sanction Fees	cat1	20500
		cat2	24000
2	CIVL badges		250
3	ASC proficiency Cards		9500
	Total Income		54250
B EXPENDITURE			
4	Officers (Travel, Acc'n & Subs, Representation)		
	ASC Officers: Travel		6450
	ASC Officers: Meetings		3500
5	Champs Xs		16534
	Other		
6	Administration - fees, post etc		25980
7	Stock: Championship Medals		5000
8	Misc Charges		5300
	Total Expenditure		62764
C OPERATING BALANCE (Income versus Expenditure)			
9	TOTALS	54250	62764
10	Provisional 2017 BALANCE		-8514 €
D ASC 'Special' Reserve Account			
11	B/F 31.12.17		194556
12	Income from CIVL ASC account		-8514
13	Initial C/F 31.12.18		186042 €
	Add'n Capital Expenditure		27700
14	Assets		2500
15	Liabilities		
	(C/F from 2017)		7500
	Probable C/F		153342 €

ASC Income: 5 year

	2013 Budget	2013 Actual	2014 Budget	2014 Actual	2015 Budget	2015 Actual	2016 Budget	2016 Actual	2017 Budget	2017 Actual	2018 Budget
Championships income	36000	37713	37000	32546	34376	44904	35800	44153	42900	53718	44500
Sales (mostly IPPI cards)	10250	4020	9500	18146	4100	14209	9600	18591	17500	11395	9650
Misc			0	4128	5000	0	0	61	100	55	100
TOTAL	46250	41733	46500	54820	43476	59113	45400	62805	60500	65168	54250

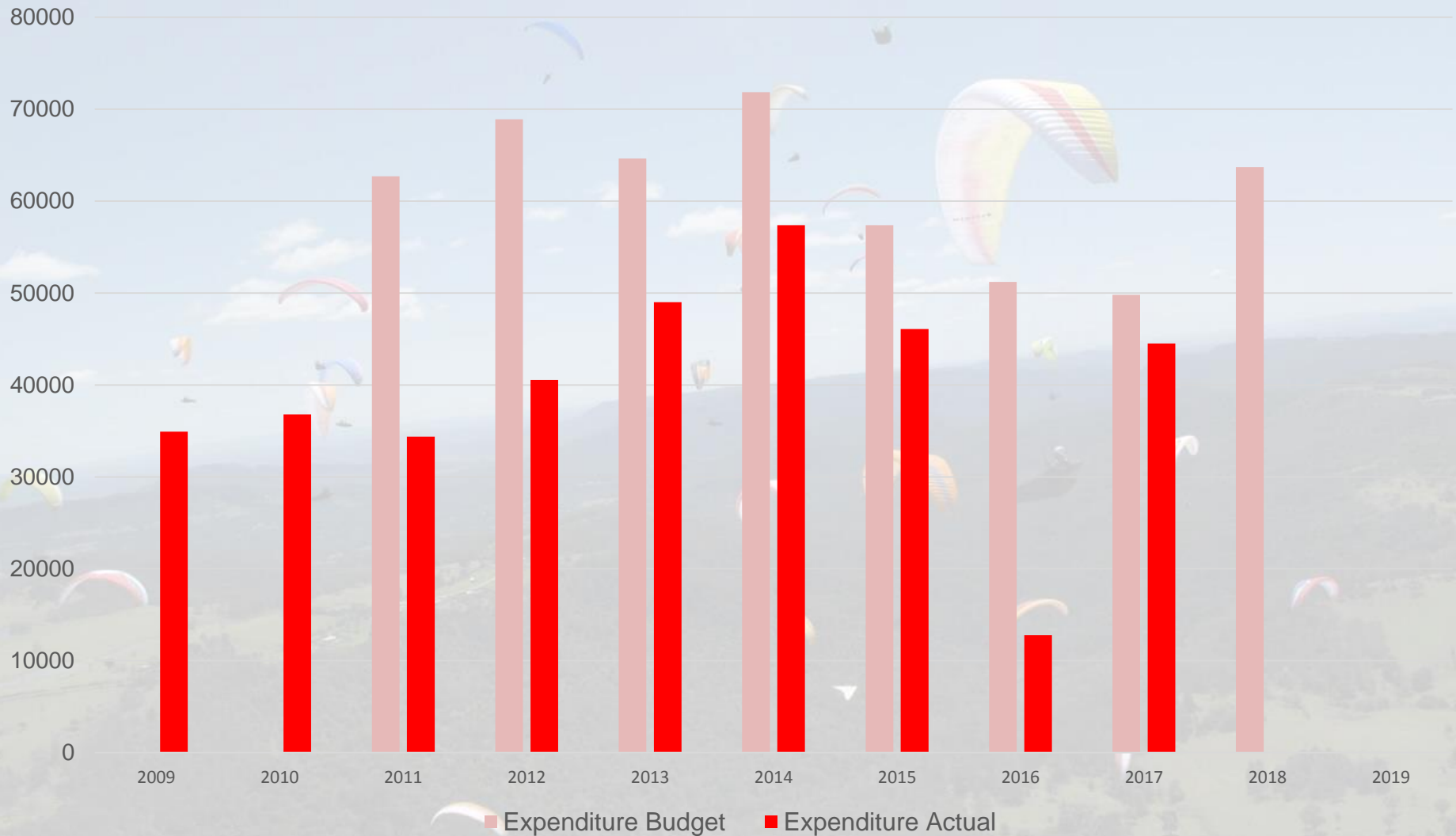
ASC Expenditure: 5 year

	2013 Budget	2013 Actual	2014 Budget	2014 Actual	2015 Budget	2015 Actual	2016 Budget	2016 Actual	2017 Budget	2017 Actual	2018 Budget
Travel and Administration	41200	18401	28570	22202	21740	22960	15000	8221	19600	14553	25980
Meetings (and dev progs)	2500	11091	14570	6912	9971	2811	12000	9662	17300	11015	9950
Stock Purchases	8500	3867	6209	8382	4040	3381	0	1572	2600	3415	2900
Championships expenses	5100	10714	8500	13934	14375	14824	18400	11604	8800	12906	22334
Miscellaneous expenses	7000	4937	14000	5957	7260	2100	0	1126	1500	2625	1600
TOTAL	64300	49010	71849	57387	57386	46076	45400	32185	49800	44514	62764

Income 2009-2017

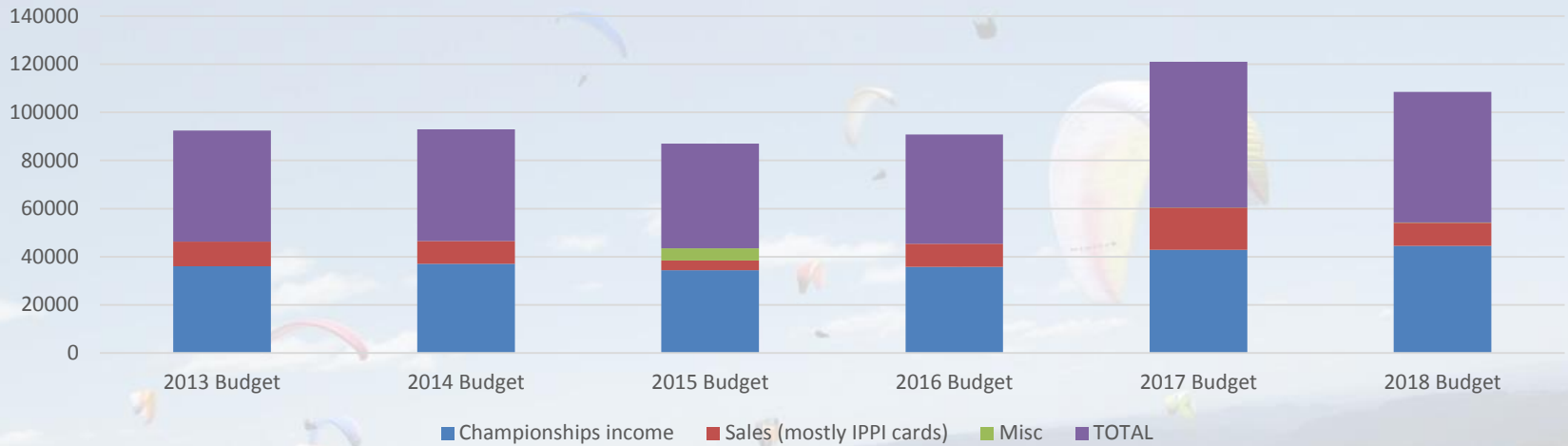


Expenditure 2009-2017

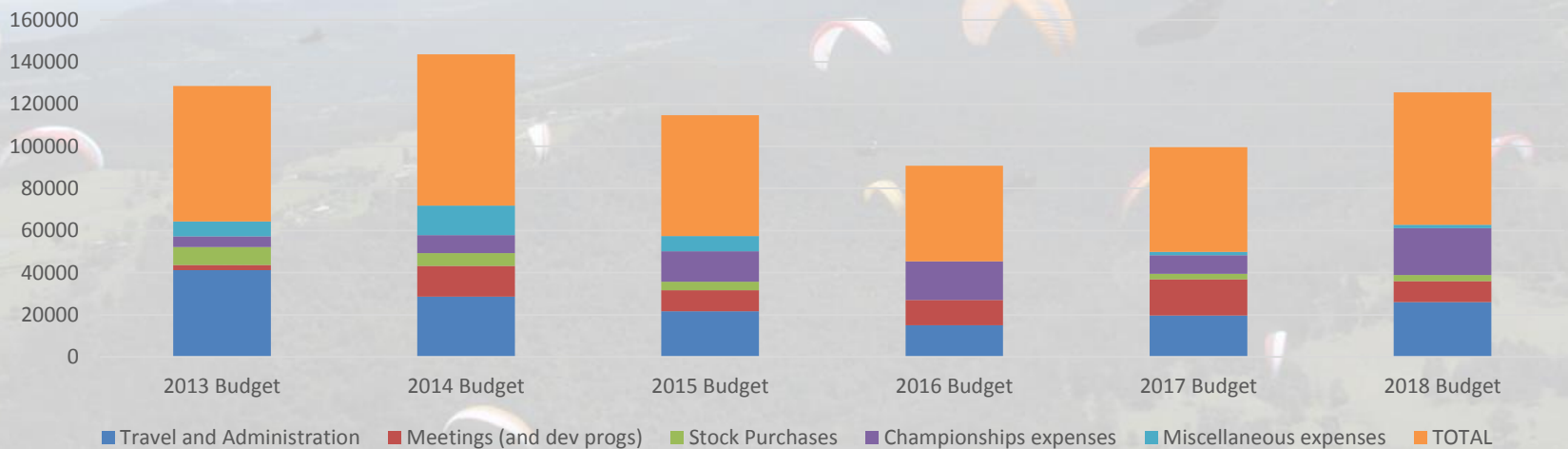


CIVL 5 years Finance – Analysis (Budget)

Income Budget

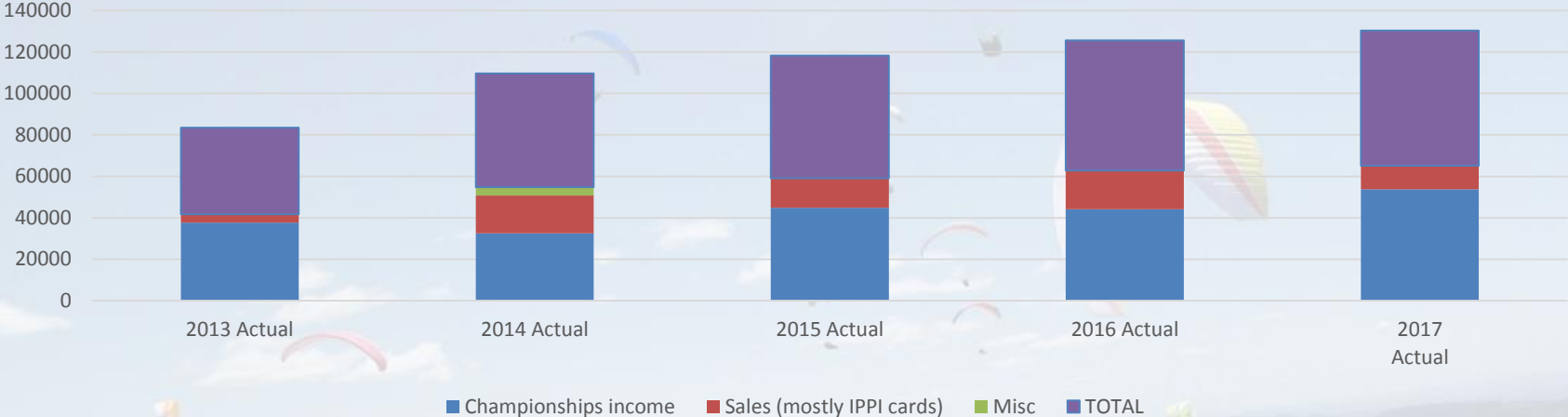


Expenditure Budget

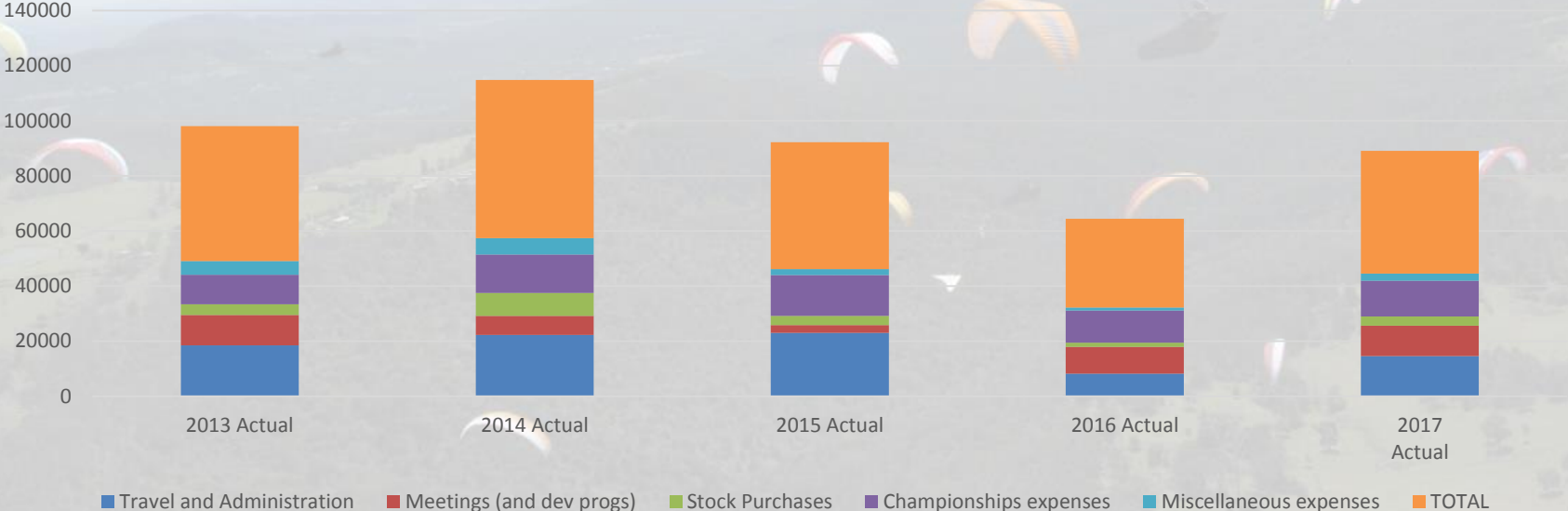


CIVL 5 years Finance – Analysis (Actual)

Income

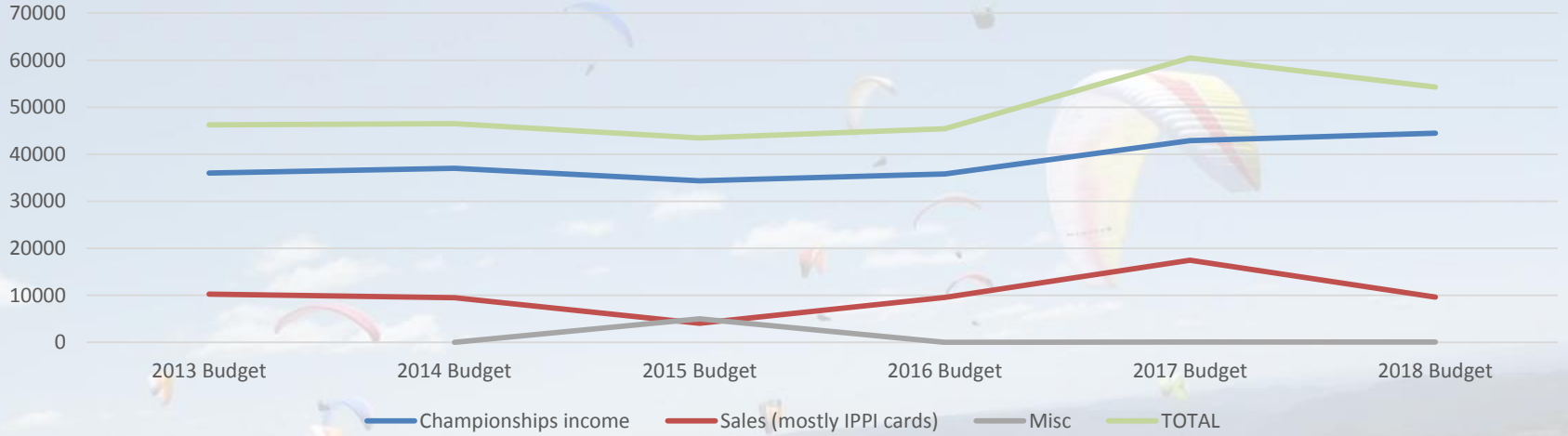


Expenditure

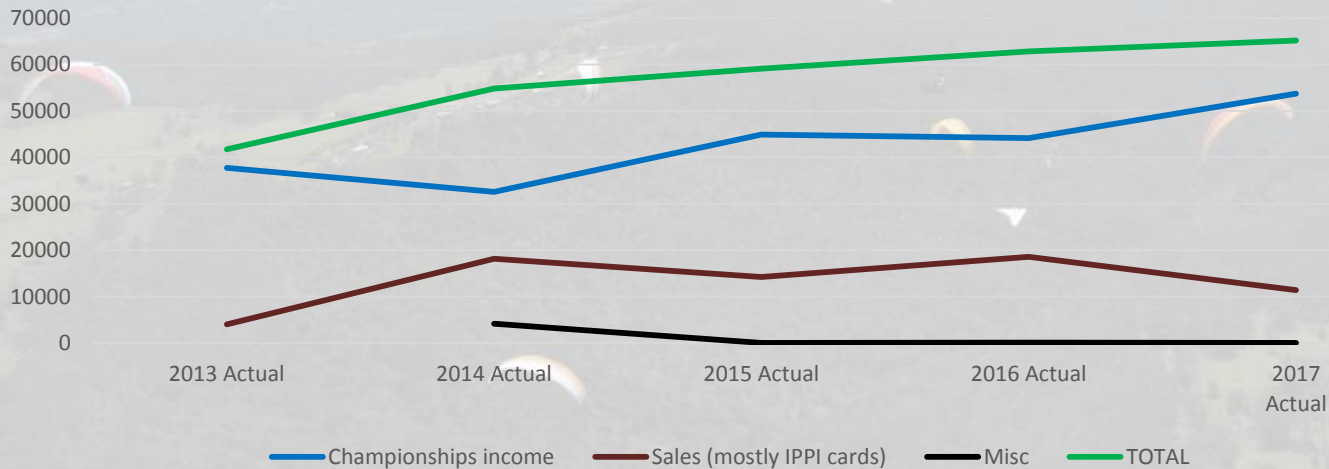


CIVL 5 years Finance: Trend Analysis - Income

Budget

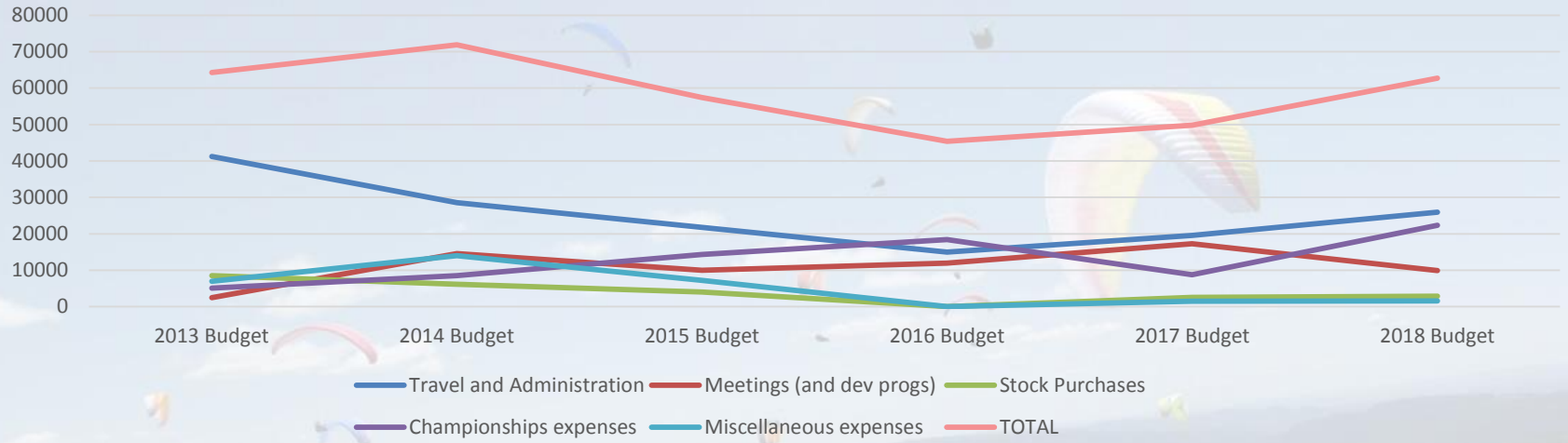


Actual

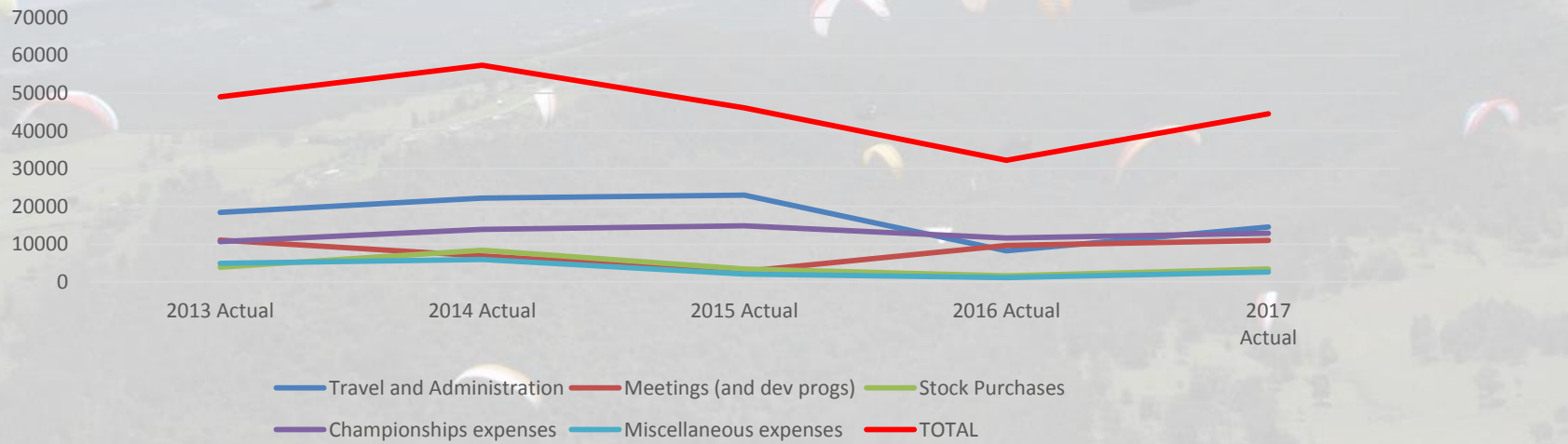


CIVL 5 years Finance: Trend Analysis - Expenditure

Expenditure Budget



Expenditure Actual



Finance Summary (2018)

- Income:

- Has been rising but expected to ‘flatten’ in 2018

- IPPI Sales and competition sanction fees may be reducing or simply ‘flattening out’.
- Category 1 Sanction fees: Higher risk of recovery from organisers: therefore wish to require top two countries to pay entry fees direct to FAI. (previously reduced from three to one NAC only).

- Expenditure

- Will be ‘up’ in 2018 because:

- Previous Comp Administrator and other late payment claims
- New Coordinator... (taking over many support functions)
- Investment in training, judges and CIVL owned equipment for loan/leasing in Cat 1 and high end Cat 2 competitions, however...
- Investment costs will primarily come from reserve account.

Finance Summary (2018) (cont.)

- Future considerations (looking forward)

‘Fixed’ Sanction Fees for competitions?

- Current:

- Cat1: Number of competitors, flying days etc... retrospective!
- Cat2: Based on competitor entry fee.

- Future?.... Fixed ‘sliding’ scale?

- Cat 1: based on competition size and competitor numbers
- Cat 2: Entry fee based on competitor numbers; other?...

- An input to assist your ‘thinking’...

– Number of ‘minor’ Cat2 events 2017	=	118
– Minor Cat2 sanction income	=	18995€
– Average per event	=	161€
– Costs of Head Office finance admin time	=	90%

A large number of colorful paragliders are scattered across the sky, flying over a vast, hilly landscape. The paragliders are in various colors, including orange, blue, yellow, and red. The landscape below is a mix of green fields and dark green forests, with rolling hills in the distance. The sky is a clear, light blue with a few wispy clouds. The overall scene is bright and open.

Questions?

A large number of colorful paragliders are scattered across the sky, flying over a vast, hilly landscape. The terrain below is a mix of green fields and dense forests, with rolling hills in the distance. The sky is a clear, pale blue with a few wispy white clouds. The overall scene is bright and airy, capturing a moment of mass paragliding.

END